

RESOLUTION NO. 146-08

NORTH BAY/CASE INLET
SANITARY SEWER SYSTEM

AMENDING RESOLUTION NO. 63-03

A RESOLUTION OF THE BOARD OF COUNTY COMMISSIONERS OF MASON COUNTY AND ESTABLISHING A SEWER RATE SCHEDULE, CONNECTION CHARGES AND OTHER FEES; PROVIDING FOR BILLING AND PENALTIES.

BE IT RESOLVED BY THE ORDER OF THE COUNTY COMMISSIONERS OF MASON COUNTY, WASHINGTON AS FOLLOWS:

ARTICLE 1

SECTION 1.01 SANITARY SEWER SERVICE: USER CHARGES, CONNECTION FEES, REVIEW FEES, AND LABOR RATE.

At the time of application for a building permit, if an applicant is required to connect to the sewer system, the applicant shall apply for a sewer connection permit (blue card). The applicant shall pay to the County a permit fee as set forth below together with connection charges and/or other applicable charges (including grinder pump charges), if any, required by this Resolution. If the permit is not issued, the permit fee, grinder pump charge and connection charges shall be refunded.

1.02 MONTHLY USER CHARGES

RESIDENTIAL CUSTOMERS: Each residential customer shall pay a monthly user charge as follows:

- Residential Customer (ERU)
(see Administrative Code for-----\$95
definitions)
- a) Single Family Dwelling-----\$95
(includes each unit in a
condominium)
- b) Duplex-----\$133
- c) Triplex-----\$199.50

d) Installed grinder pumps
on vacant lots-----\$68.49

e) Multi-Family:-----\$66.50 ea. unit

The basic monthly sewer charge shall be \$95.00 per equivalent residential unit (ERU.) beginning January 1, 2009 and increase by a percentage equal to the Bremerton area April CPI-U effective January 1 in subsequent years.

For residential customer, the distribution of residential equivalent units shall be as set forth in the following table:

<u>Residential Customer Type</u>	<u>Unit</u>	<u>R.E./Unit</u>
a) Single Family Dwelling Unit (includes each unit in a condo)	Each	1.00
b) Duplex/Triplex	Each dwelling unit	0.7
c) Multi-Family Dwelling	Each dwelling unit	0.7
d) Mobile Home	Each	1.00
e) Additional dwelling unit (Adjacent to single-family occupied dwelling unit)	Each additional	0.7
f) Occupied recreational vehicle	Each dwelling unit	0.7

2. COMMERCIAL CUSTOMERS: For commercial customers, the distribution of equivalent residential units shall be as set forth in the following table.

<u>Commercial Type</u>	<u>Unit</u>	<u>R.E./Unit</u>
a) Restaurant, lounge, tavern (with full service indoor seating)	6 seats	1.00
b) Fast food or Tavern	12 seats	1.00
c) Convalescent/Rest Homes	Bed	0.6
d) Churches, Lodges, Club Houses, Theaters	100 seats	1.00
e) Laundromat and Other		(1)*

* Establishments not specifically defined in this section shall be determined on a specific use basis, consistent with the criteria of this section. It shall be the responsibility of the OWNER to provide a description of the use, metered water consumption, number of employees, or other information necessary to determine the monthly sewer rate. In addition to a volume based rate Strength of Sewage multiplier may be applied. The County shall determine through accepted analytical procedure, the applied multiplier based on peak flow, total suspended

solids, chemical oxygen demand, toxicity, nutrient loading, and biochemical oxygen demand. Connections with exceptionally high pollutant concentrations will be required to provide pre-treatment prior to introduction to the sewer system.

1.03 CONNECTION FEES

1. **RESIDENTIAL CUSTOMER:** A sewer connection fee shall be paid to Mason County before any structure is connected to the county sewer system. No sewer permit shall be issued prior to the application for a building permit. No building permit shall be issued until all connection fees have been paid in full. The connection fees shall be according to the following schedule and shall increase at a rate equivalent to the April CPI-U for the Bremerton area starting January 1 of each year beginning in 2010:

Residential Customer examples:

- a) Single-Family Dwelling (Includes each unit in a condominium) \$9554.44
- b) Duplex/Triplex \$9554.44 x .07per unit
- c) Multi-Family Dwellings \$9554.44 x .07per unit
- d) Mobile Homes \$9554.44 each

All costs and expenses incidental to the installation and connection to the sanitary sewer system whether it be gravity or grinder pump connection, shall be borne by the owner, including costs associated with decommissioning any existing on-site septic tanks and required pre-treatment equipment if required. Owners shall purchase the required grinder pump from Mason County. The cost to the owner shall be that paid by the County including tax. Owners shall be required to provide copies of right-of-entry documents filed with the County Auditors office for those properties served by a grinder pump.

2. **COMMERCIAL CUSTOMER:** Each commercial customer shall pay a minimum connection fee as established for the respective year noted above. For larger commercial connections, the connection assessment shall be based on the distribution of residential equivalent units and strength of sewage as set for in the table in Article 1.

1.04 REVIEW FEES AND LABOR RATE

2. **ENGINEERING REVIEW FEES:** Extensions to the existing sewer lines new pump stations and facilities are subject to third party engineering review. The applicant shall pay all fees incurred by the County for the third party engineering review.



3. **PLAN REVIEW FEES:** Plan review shall be subject to a \$75.00 per hour document and plan review fee.
4. **REDEVELOPMENT FEES::** When a party wishes to redevelop a property connected to the sewer at the time of application to the County for a building permit said applicant may be subject to the plan review fee and/or engineering review fees as described above in section 1.04-1 and 2

ARTICLE II

SECTION 2.01 BILLING: USER CHARGES DUE

Billings shall be mailed prior to the tenth (10th) day of every month. Sewer user charges shall be due and payable before the first day of the next monthly billing period for which charges are made.

SECTION 2.02 DELINQUENT CHARGES AND LIENS

Delinquent charges and liens shall be as set forth as that described in article 9 (Enforcement) of the North Bay/Case Inlet Sanitary Sewer Utility Administrative Code.

SECTION 2.03 BILLINGS: TO WHOM MAILED

Billings may be mailed to the owner of the property, or his/her tenant, insofar as the county may reasonably ascertain the same. Failure to receive such bills shall not relieve any person liable therefore from the obligation to pay the same, nor the property receiving such service, or capable of receiving such service, from such lien therefore as may thereafter attach to the property in the manner provided by law. A fee of \$11.50 will be charged for any change in tenant, renter, ownership, billing address, or etc.

SECTION 2.04 ENFORCEMENT

Enforcement for this resolution shall be conducted in accordance with Article 9 of the North Bay/Case Inlet (Mason County) Sanitary Sewer Administrative Code.

SECTION 2.05 SEVERABILITY

If any term or provisions of this Resolution shall, to any extent, be held invalid or unenforceable, the remaining terms and provisions of this Resolution shall not be



affected thereby, but each remaining term and provision shall be valid and enforceable to the fullest extent of the law.


ARTICLE III

Resolution No. 145-99 is hereby canceled.

The contents of this resolution come into effect January 1, 2009.


ADOPTED BY the Board of Commissioners of Mason County this 23rd Day of December, 2008

APPROVED AS TO FORM:




Deputy Pros. Attorney

ATTEST:



Clerk of the Board

**BOARD OF COMMISSIONERS
MASON COUNTY, WASHINGTON**


Chairperson
Commissioner
Commissioner



Attachment "A"

Drinking Water Program		2008	2009	Land Use Fees		2008	2009	Licensed Professionals		2008	2009
Plan Review				BLA (office review)		\$100	\$103	Certified Installer			
Private 2 party (as per 2008 resolution)	\$75	\$100		Large Lot Subdivision				Test	\$275	\$284	
Public 2 connections	\$195	\$201		Application fee		\$300	\$310	Annual	\$200	\$207	
3-14 connections	\$400	\$414		Per parcel fee		\$20	\$21	Certified Pumper			
Existing System Approval	\$220	\$227		Short Subdivision		\$300	\$310	Inspection	\$110	\$113	
Re-submittal	\$110	\$113		Subdivision				Annual	\$200	\$207	
Water system sanitary survey	\$55/hr	\$57		Application fee		\$500	\$517	Certified O&M Specialist			
Well construction permit	\$75	\$77		Per parcel fee		\$30	\$31	Test	\$275	\$284	
Well decommissioning	\$110	\$113		Other review (per hr)		\$55	\$57	Annual	\$200	\$207	
Well site inspection	\$150	\$155		Pre-application meeting		\$55	\$57				
Re-inspections	\$110	\$113						Building Permit Plan Review		2008	2009
Water system health letter	\$55/ hr	\$57		Liquid Waste Fees		2008	2009	Onsite sewage review			
Water system design renewal	\$110	\$113		O&M surcharge		\$60	\$62	Major EH Plan Review	\$100	\$103	
Waiver/variance/appeal	\$110	\$113		Individual permit		\$360	\$372	Minor EH Plan Review	\$40	\$41	
Water adequacy review				Installation		\$110	\$113	Water Adequacy Review			
Major review	\$100	\$103		Homeowner install		\$165	\$170	Major review	\$100	\$103	
Minor review	\$40	\$41		includes exam, pre-construction			+ 1 extra visit	Minor review	\$40	\$41	
Cetrified Designer				Extension		\$110	\$113				
Test	\$250	\$258		(<1 year through September 30)							
Annual	\$200	\$207		Community/Commercial		\$880	\$910	School Inspection		2008	2009
Laboratory		2008	2009	Base+\$55 hourly >8 hours				Plan review (per hour)	\$55	\$57	
Drinking Water (as per survey of labs)				Per connection		\$110	\$113	Pre-school	\$55	\$57	
Coliform	\$18	\$22		(payable with design submittal)				Elementary School	\$165	\$170	
Nitrate	\$15	\$22		Tank only		\$110	\$113	Middle School	\$275	\$284	
Surface Water/Sewage				O&M Processing		\$10	\$10	High School	\$385	\$398	
Fecal Coliform	\$20	\$22		Re-inspection/Re-submittal		\$110	\$113	Day Care	\$55/hr	\$57	
TSS	\$15	\$22		EH Review (Non-refundable)				Technical Assistance	\$55/hr	\$57	
BOD	\$45	\$46		Water		\$185	\$191				
				Septic		\$165	\$170				
				Both		\$300	\$310				
				Property Evaluation		\$250	\$258				
				Dye Test			Supplies + \$55/hr				
				Winter Observation							
				Designer		\$300	\$310				
				Homeowner		\$350	\$362				
				Appeal		\$110	\$113				
SEPA	Fee set by DCD			Waiver/Variance							
				Staff/EH		\$110	\$113				
				Health Officer/DOH/ Director		\$175	\$181				
				Board of Health		\$220	\$227				
				Technical Assistance (per hour)		\$55/hr	\$57				

2008 Mason County Environmental Health Fee Schedule

Solid Waste Fees		2008	2009	Food Service Permit Fees		2008	2009
Municipal Landfill				Restaurants			
Application		\$55/hr	\$57	Complex Large	\$640	\$662	
Renewal		\$275	\$284	Complex Small	\$430	\$445	
Closure		\$275	\$284	Non-complex Large	\$250	\$258	
Transfer Station / Drop Box				Non-complex Small	\$150	\$155	
Application		\$350	\$362	Markets			
Renewal		\$240	\$248	Complex Large	\$640	\$662	
Per Ton (Fee set by resolution)		\$1.50	\$1.50	Complex Small	\$430	\$445	
Monofill, Inert Disposal / Landfill				Non-complex Large	\$250	\$258	
Application		\$350	\$362	Non-complex Small	\$150	\$155	
Renewal		\$240	\$248	Taverns			
Closure		\$220	\$227	Complex Large	\$640	\$662	
Non-inert Landfill				Complex Small	\$430	\$445	
Application		\$565	\$584	Non-complex	\$250	\$258	
Renewal		\$240	\$248	Mobiles			
Closure		\$220	\$227	Complex	\$430	\$445	
Woodwaste, Woodwaste recycling,				Non-complex	\$150	\$155	
Compost facilities				Kitchens			
Limited purpose landfill, Medical				Large	\$150	\$155	
Incinerator, Waste-to-energy,				Small	\$125	\$129	
Application		\$550	\$569	Temporary			
Renewal		\$350	\$362	Tax Exempt Organization			
Closure		\$240	\$248	5-14 day	\$150	\$155	
Piles, Surface Impoundments				2-4 day event	\$50	\$51	
Application		\$240	\$248	One day event	\$35	\$36	
Renewal		\$175	\$181	Commercial			
Tire Pile, Recycling, Conditionally	Based on actual cost			Per event	\$150	\$155	
Exempt Facilities				Farmer's Market			
Application		\$350	\$248	Season	\$150	\$155	
Renewal		\$175	\$181	Confectionery	\$45	\$46	
Technical Assistance* (per hour)		\$55	\$57	Espresso Stand/Bed & Breakfast	\$150	\$155	
Waiver		\$165	\$170	Re-inspections			
Appeal		\$110	\$113	Initial	\$55	\$57	
Hazardous Material Cleanup	Based on actual cost			Follow-up	\$110	\$113	
Illegal Drug Lab (plus recording fee)				Off Premises Vending/Licensed Restaurant	\$35	\$36	
Plan Review		\$165	\$248	Technical Assistance	\$55/hr	\$57	
Per hour over 3 hours		\$55	\$57	Plan Review	\$55/hr	\$57	
Recording Fee	Set by Auditor			Appeal	\$110	\$113	
				Food Handlers Card (fee set by State)	\$10	\$10	
				Duplicate for Lost Card	\$3	\$3	